



KYROPM3 AREAS and SECTIONS

AREA	AREA CODE	LABEL COLOR
BOX	BOX	
Area is divided in following sections	All labels start with code	
KYRO PM3	BOX/PM	

AREA	AREA CODE	LABEL COLOR
CHEMICAL AREA	CH	
Area is divided in following sections	All labels start with code	
AIR BLOWERS	CH/AB	
LOW PRESSURE AIR TANK	CH/AT	
FILTER	CH/FI	
VACUUM PUMPS	CH/VP	

AREA	AREA CODE	LABEL COLOR
COATER	CT	
Area is divided in following sections	All labels start with code	
DRIVE SIDE MACHINE LEVEL	CT/DR	
DRIVE SIDE BASEMENT	CT/DR/B	
DOCUMENTATION	CT/MANUAL	
OPERATOR SIDE MACHINE LEVEL	CT/OS	
OPERATOR SIDE BASEMENT	CT/OS/B	
SPARE	CT/SPARE	


AREA	AREA CODE	LABEL COLOR
DRYER CYLINDERS	DY	
Area is divided in following sections	All labels start with code	
DRYER PULPER	DY/B/DYP	
DRIVE SIDE MACHINE LEVEL	DY/DR	
DRIVE SIDE BASEMENT	DY/DR/B	
DOCUMENTATION	DY/MANUAL	
OPERATOR SIDE MACHINE LEVEL	DY/OS	
OPERATOR SIDE BASEMENT	DY/OS/B	
SPARE	DY/SPARE	


AREA	AREA CODE	LABEL COLOR
DRYER HOOD	H	
Area is divided in following sections	All labels start with code	
BACK WALL	H/BW	
DRIVE SIDE MACHINE LEVEL	H/DR	


KYROPM3 AREAS and SECTIONS

DRIVE SIDE BASEMENT	H/DR/B
DRIVE SIDE TOP	H/DR/T
FRONT WALL	H/FW
OPERATOR SIDE MACHINE LEVEL	H/OS
OPERATOR SIDE BASEMENT	H/OS/B
OPERATOR SIDE TOP	H/OS/T
SPARE	H/SPARE


AREA	AREA CODE	LABEL COLOR
HYDRAULIC AND LUBRICATION	HL	
Area is divided in following sections	All labels start with code	
DOCUMENTATION	HL/MANUAL	
OPERATOR SIDE BASEMENT	HL/OS/B	
SPARE	HL/SPARE	


AREA	AREA CODE	LABEL COLOR
KALANDER DRYER	KD	
Area is divided in following sections	All labels start with code	
BASEMENT UNDER CALANDER	KD/B	
DRIVE SIDE MACHINE LEVEL	KD/DR	
DOCUMENTATION	KD/MANUAL	
OPERATOR SIDE MACHINE LEVEL	KD/OS	
SPARE	KD/SPARE	


AREA	AREA CODE	LABEL COLOR
KALANDER POPE	KP	
Area is divided in following sections	All labels start with code	
KALANDER POPE PULPER	KP/B/KPP	
DRIVE SIDE MACHINE LEVEL	KP/DR	
DRIVE SIDE BASEMENT	KP/DR/B	
DOCUMENTATION	KP/MANUAL	
OPERATOR SIDE MACHINE LEVEL	KP/OS	
OPERATOR SIDE BASEMENT	KP/OS/B	
SPARE	KP/SPARE	

AREA	AREA CODE	LABEL COLOR
CRANE	KR	
Area is divided in following sections	All labels start with code	
CRANE DRIVE SIDE	KR/1DR	


KYROPM3 AREAS and SECTIONS

AREA	AREA CODE	LABEL COLOR
POPE REEL	PR	
Area is divided in following sections	All labels start with code	
DRIVE SIDE MACHINE LEVEL	PR/DR	
DRIVE SIDE BASEMENT	PR/DR/B	
DOCUMENTATION	PR/MANUAL	
OPERATOR SIDE MACHINE LEVEL	PR/OS	
OPERATOR SIDE BASEMENT	PR/OS/B	
SPARE	PR/SPARE	

AREA	AREA CODE	LABEL COLOR
PRESS SECTION	PS	
Area is divided in following sections	All labels start with code	
DRIVE SIDE MACHINE LEVEL	PS/DR	
DRIVE SIDE BASEMENT	PS/DR/B	
DOCUMENTATION	PS/MANUAL	
OPERATOR SIDE MACHINE LEVEL	PS/OS	
OPERATOR SIDE BASEMENT	PS/OS/B	
SPARE	PS/SPARE	


AREA	AREA CODE	LABEL COLOR
ROOF	RF	
Area is divided in following sections	All labels start with code	
BLOWERS INSIDE	RF/IN	
BLOWER INSIDE ROOM 2	RF/IN2	
BLOWER INSIDE ROOM 3	RF/IN3	
GAS STATION ROOM	RF/IN4	
CHIMNEY OUTSIDE	RF/OU	


AREA	AREA CODE	LABEL COLOR
STEAM AND CONDENSATE	SC	
Area is divided in following sections	All labels start with code	
DRIVE SIDE BASEMENT	SC/DR/B	
DOCUMENTATION	SC/MANUAL	
SPARE	SC/SPARE	

AREA	AREA CODE	LABEL COLOR
STOCK PREPARATION	SP	
Area is divided in following sections	All labels start with code	

KYROPM3 AREAS and SECTIONS

STOCK PREPARATION BASEMENT	SP/B
STOCK PREPARATION MACHINE LEVEL	SP/ML

AREA	AREA CODE	LABEL COLOR
SPARE PARTS	SPARE	
Area is divided in following sections	All labels start with code	
MACHINE LEVEL - SPARE PARTS	SPARE/ML	
TIPPAVAARA WAREHOUSE PARTS	SPARE/TIP	
TIPPAVAARA COATER SPARE ROLLS AND PARTS	SPARE/TIP-CT	
TIPPAVAARA DRYER SPARE ROLLS AND PARTS	SPARE/TIP-DY	
TIPPAVAARA KALANDER DRYER SPARE ROLLS AND PARTS	SPARE/TIP-KD	
TIPPAVAARA KALANDER POPE SPARE ROLLS AND PARTS	SPARE/TIP-KP	
TIPPAVAARA OTHER SPARE ROLLS AND PARTS	SPARE/TIP-O	
TIPPAVAARA PRESS SECTION SPARE ROLLS AND PARTS	SPARE/TIP-PS	
TIPPAVAARA WIRE SECTION SPARE ROLLS AND PARTS	SPARE/TIP-WR	
TENT IN SPARE AREA	SPARE/TN	


AREA	AREA CODE	LABEL COLOR
VENTILATION	VE	
Area is divided in following sections	All labels start with code	
DRIVE SIDE MACHINE LEVEL	VE/DR	
DRIVE SIDE BASMENT	VE/DR/B	
DOCUMENTATION	VE/MANUAL	
VENTILATION OUTSIDE	VE/OU	
SPARE	VE/SPARE	


AREA	AREA CODE	LABEL COLOR
VACUUM PUMPS	VP	
Area is divided in following sections	All labels start with code	
DOCUMENTATION	VP/MANUAL	
OPERATOR SIDE BASEMENT	VP/OS/B	
SPARE	VP/SPARE	

AREA	AREA CODE	LABEL COLOR
WINDER	W	
Area is divided in following sections	All labels start with code	
DRIVE SIDE MACHINE LEVEL	W/DR	
DRIVE SIDE BASEMENT	W/DR/B	
DOCUMENTATION	W/MANUAL	
OPERATOR SIDE MACHINE LEVEL	W/OS	

KYROPM3 AREAS and SECTIONS

OPERATOR SIDE BASEMENT	W/OS/B
SPARE	W/SPARE

AREA	AREA CODE	LABEL COLOR
WIRE TABLE	WR	
Area is divided in following sections	All labels start with code	
BASEMENT UNDER WIRE TABLE	WR/B	
DRIVE SIDE MACHINE LEVEL	WR/DR	
DRIVE SIDE TOP - SYMFLO	WR/DR/T	
OPERATOR SIDE MACHINE LEVEL	WR/OS	
OPERATOR SIDE TOP - SYMFLO	WR/OS/T	
SPARE	WR/SPARE	

AREA	AREA CODE	LABEL COLOR
NO RELOCATION	X	
Area is divided in following sections	All labels start with code	
OUT OF SCOPE	X/OUT SCOPE	